

POLY[®] CONN

Servicing Your Pneumatic Needs For Over 40 Years

TUBING

EMAIL

insidesales@polyconn.com

WEBSITE

www.polyconn.com

QUESTIONS

(763) 559-0388



Opaque

- 0 Clear (PU)
- 1 Natural (PE)
- 2 Black
- 3 Red
- 4 Blue
- 5 Green
- 6 Yellow
- 7 Orange

- 8 Gray
- 9 White
- 10 Brown
- 11 Purple
- 13 Silver
- 14 Light Gray

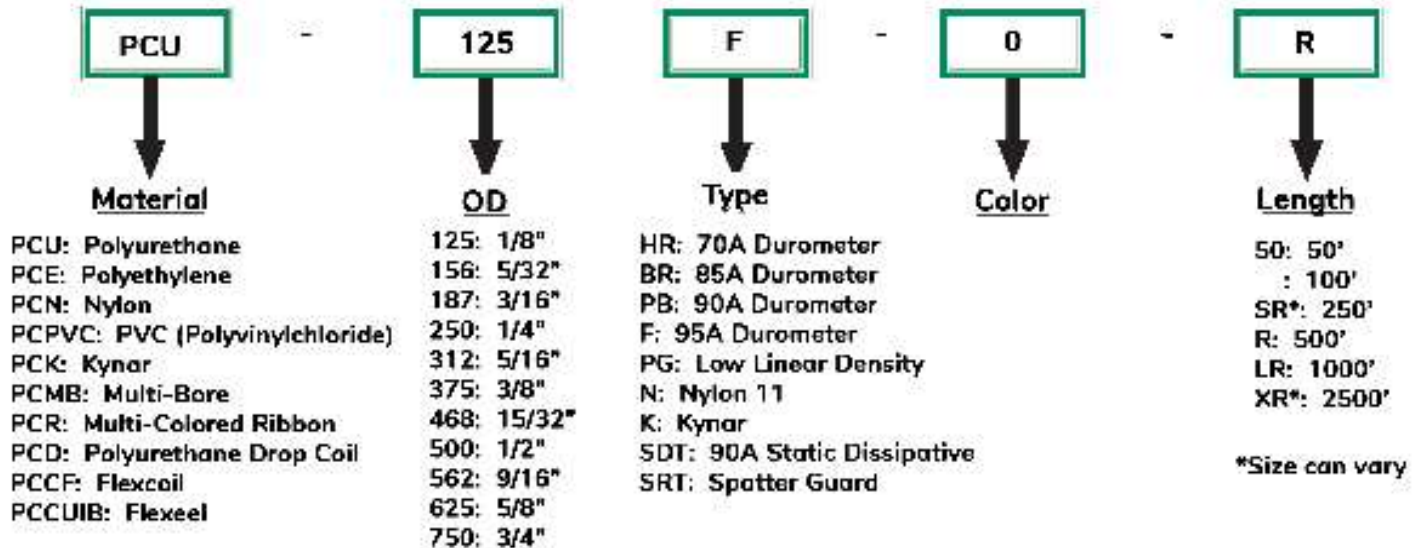
Transparent

- 25 Red
- 26 Green
- 27 Blue
- 28 Yellow
- 29 Orange
- 32 Purple
- 37 Ice Blue

Neon

- 45 Pink
- 46 Green
- 48 Yellow
- 49 Orange

PART NUMBER GUIDE



Features and Specifications for Polyurethane Tubing

Polyurethane has a high resistance to abrasion while being highly flexible and kink resistant. Its most notable quality though is its “memory”. This tubing will stretch and flex but always return to its original shape. It is available in 23 standard colors. This versatile tubing is used for everything from high pressure applications to medical uses to situations where flexibility is key. Depending on durometer and size, Polyconn’s polyurethane tubing can be used with push-in or barbed fittings.



*Special Note - Not all colors pictured above may be available, please call us for availability.

◆denotes color code. To select color by code please refer to Standard Available Colors chart below.

FEATURES

- Naturally clear tubing with a broad resistance to chemicals, water, fuel, oil and fungus.
- Polyurethane has a tensile strength twice that of vinyl tubing and is suitable for air logic applications.
- It is highly flexible, kink resistant with an incredible memory.
- A large range of sizes, colors, configurations, and packaging options to fulfill your needs.

USES

- It is ideal to use barb fittings with Polyurethane 85A and Polyurethane 90A tubing.
- 85A and 90A offer a rubber like feel with no plasticizers to leach or migrate. This ensures a long stable service life.
- Barb and Push to Connect fittings can be used with Polyurethane 95A tubing.

SPECIFICATIONS

DUROMETER	TEMPERATURE RANGE	WORKING PRESSURE	VACUUM RATING	UV STABILIZED
70A	-40°F - 165°F	3:1 Safety Factor	To -28" Hg	No
85A	-40°F - 165°F	3:1 Safety Factor	To -28" Hg	No
90A	-40°F - 165°F	3:1 Safety Factor	To -28" Hg	Yes
95A	-40°F - 165°F	3:1 Safety Factor	To -28" Hg	Yes

POLYURETHANE 70A

Part #	OD	ID	Wall	Standard Colors	Working Pressure		Bend Radius	PKG QTY
					@ 75°F	@ 150°F		
PCU-250HR-◆	1/4"	1/8"	.062"	0 2 14 25 26 27 29	60 PSI	30 PSI	1/2"	100'
PCU-250HR-◆-LR								1000'











POLYURETHANE 85A

Part #	OD	ID	Wall	Standard Colors	Working Pressure		Bend Radius	PKG QTY
					@ 75°F	@ 150°F		
PCU-125BR-◆-50	1/8"	.066"	.030"	0 2 3 4 5 6 7 8 9 10 11 14 25 26 27 28 29 32 45 46	135 PSI	55 PSI	3/16"	50'
PCU-125BR-◆-SR								250'
PCU-125BR-◆-R								500'
PCU-125BR-◆-LR								1000'
PCU-125BR-◆-XR								2500'
PCU-156BR-◆	5/32"	5/64"	.039"	0 2 3 4 5 6 7 9 11 27	155 PSI	60 PSI	3/8"	100'
PCU-156BR-◆-R								500'
PCU-156BR-◆-LR								1000'
PCU-156BR-◆-XR								2500'
PCU-187BR-◆	3/16"	1/8"	.031"	0 2	85 PSI	35 PSI	1/2"	100'
PCU-187BR-◆-R								500'
PCU-250BR-◆-50	1/4"	1/8"	.062"	0 2 3 4 5 6 7 8 9 10 11 25 26 27 28 29 32 46	145 PSI	60 PSI	1/2"	50'
PCU-250BR-◆								100'
PCU-250BR-◆-R								500'
PCU-250BR-◆-LR								1000'
PCU-312BR-◆	5/16"	3/16"	.062"	0 2 4 27	110 PSI	45 PSI	5/8"	100'
PCU-312BR-◆-R								500'
PCU-375BR-◆	3/8"	1/4"	.062"	0 2 25 26 27	90 PSI	35 PSI	3/4"	100'
PCU-375BR-◆-R								500'

POLYURETHANE 90A

Part #	OD	ID	Wall	Standard Colors	Working Pressure		Bend Radius	PKG QTY
					@ 75°F	@ 150°F		
PCU-250PB-◆	1/4"	.159"	.046"	0 2 4 6 14 25 27	135 PSI	55 PSI	5/8"	100'
PCU-250PB-◆-R								500'
PCU-250PB-◆-LR								1000'
PCU-375PB-◆	3/8"	.245"	.065"	0 2 3 4 9 25 27	125 PSI	50 PSI	3/4"	100'
PCU-375PB-◆-SR								250'
PCU-375PB-◆-R								500'
PCU-500PB-◆-50	1/2"	3/8"	.062"	0 2 3	90 PSI	35 PSI	2"	50'

POLYURETHANE 95A


Part #	OD	ID	Wall	Standard Colors	Working Pressure		Bend Radius	PKG QTY
					@ 75°F	@ 150°F		
PCU-125F-◆-50	1/8"	.066"	.030"		255 PSI	100 PSI	1/4"	50'
PCU-125F-◆-SR								250'
PCU-125F-◆-R								500'
PCU-125F-◆-LR								1000'
PCU-125F-◆-XR								2500'
PCU-156F-◆	5/32"	3/32"	.031"		210 PSI	85 PSI	3/8"	100'
PCU-156F-◆-R								500'
PCU-156F-◆-LR								1000'
PCU-156F-◆-XR								2500'
PCU-187F-◆	3/16"	.107"	.040"		220 PSI	90 PSI	3/8"	100'
PCU-187F-◆-LR								1000'
PCU-250F-◆	1/4"	.160"	.045"		175 PSI	70 PSI	1/2"	100'
PCU-250F-◆-R								500'
PCU-250F-◆-LR								1000'
PCU-250FH-◆	1/4"	1/8"	.062"		265 PSI	105 PSI	1/2"	100'
PCU-250FH-◆-R								500'
PCU-375F-◆	3/8"	.245"	.065"		170 PSI	70 PSI	7/8"	100'
PCU-375F-◆-SR								250'
PCU-375F-◆-R								500'
PCU-468F-◆-50	15/32"	5/16"	.079"		155 PSI	60 PSI	1-1/8"	50'
PCU-468F-◆-SR								250'
PCU-500F-◆-50	1/2"	.320"	.090"		175 PSI	70 PSI	1-1/8"	50'
PCU-500F-◆-SR								250'
PCU-562F-◆-50	9/16"	3/8"	.094"		155 PSI	60 PSI	1-3/8"	50'
PCU-562F-◆-SR								200'
PCU-750F-◆	3/4"	.467"	.142"		175 PSI	70 PSI	1-1/2"	150'



Servicing Your Pneumatic Needs For Over 40 Years

Features and Specifications for Polyethylene Tubing

Linear Low Density Polyethylene or LLDPE's greatest advantage over any other low density polyethylene is its superior environmental stress crack resistance (ESCR). Environmental stresses that can shorten the service life of tubing includes: chemical exposure, aging, connection to barb-type fittings, or high vibration connections with compression fittings. All colors comply with FDA regulation 21 CFR 177.1520(c) for food contact applications.



*Special Note - Not all colors pictured above may be available, please call us for availability.

◆denotes color code. To select color by code please refer to Standard Available Colors chart below.

FEATURES

- Greater tensile strength.
- High burst pressure.
- Superior stress and crack resistance.
- Tasteless and odorless.
- Puncture resistance.
- Impermeable to some gasses and moisture.
- Superior dielectric properties.
- Lightweight.








USES

- Push to Connect and Compression fittings can be used with Polyethylene.

SPECIFICATIONS

TEMPERATURE RANGE	WORKING PRESSURE	VACUUM RATING	HARDNESS
-40°F - 150°F (-40°C - 66°C)	3:1 Safety Factor	To -28" Hg	50 Shore D

POLYETHYLENE

Part #	OD	ID	Wall	Standard Colors	Working Pressure		Bend Radius	PKG QTY
					@ 75°F	@ 150°F		
PCE-125PG-◆	1/8"	.062"	.031"		305 PSI	120 PSI	1/2"	100'
PCE-125PG-◆-SR								250'
PCE-125PG-◆-R								500'
PCE-125PG-◆-LR								1000'
PCE-156PG-◆	5/32"	.106"	.025"		175 PSI	70 PSI	1"	100'
PCE-156PG-◆-SR								250'
PCE-156PG-◆-R								500'
PCE-156PG-◆-LR								1000'
PCE-250PG-◆	1/4"	.170"	.040"		200 PSI	80 PSI	1-1/4"	100'
PCE-250PG-◆-R								500'
PCE-250PG-◆-LR								1000'
PCE-312PG-◆	5/16"	.187"	.062"		230 PSI	90 PSI	1-1/2"	100'
PCE-312PG-◆-R								500'
PCE-375PG-◆	3/8"	.250"	.062"		190 PSI	75 PSI	2"	100'
PCE-375PG-◆-R								500'
PCE-500PG-◆	1/2"	.375"	.062"		135 PSI	55 PSI	2-1/2"	100'
PCE-500PG-◆-SR								250'
PCE-500PG-◆-R								500'
PCE-625PG-◆	5/8"	.500"	.062"		100 PSI	40 PSI	3"	100'
PCE-625PG-◆-SR								300'



Service Your Pneumatic Needs For Over 40 Years

Features and Specifications for Nylon Tubing

Nylon tubing can withstand higher temperatures, making it an ideal choice for a wide variety of applications. When compared to other Nylon resins this tubing allows for a lighter weight wall, greater flexibility and smaller bend radius. It is also more corrosion resistant than other types of Nylon tubing because of its resistance moisture absorption. It's heat and UV stabilization makes it resistant to stress-cracking, so it works well in sunny areas. It is chemical resistant which makes it a good choice in areas where exposure to certain chemicals is a possibility.



*Special Note - Not all colors pictured above may be available, please call us for availability.

◆denotes color code. To select color by code please refer to Standard Available Colors chart below.

FEATURES

- Strong, lightweight and flexible.
- Dimensionally stable.
- Heat and light stable.
- Resistant to corrosion and stress cracking.

USES

- Push to Connect and Compression fittings can be used with Nylon tubing.

SPECIFICATIONS

TEMPERATURE RANGE	WORKING PRESSURE	VACUUM RATING	HARDNESS
-60°F - 200°F (-51°C - 93°C)	4:1 Safety Factor	To -28" Hg	78 Rockwell R

NYLON

Part #	OD	ID	Wall	Standard Colors	Working Pressure		Bend Radius	PKG QTY
					@ 75°F	@ 150°F		
PCN-125N-◆	1/8"	.093"	.016"	0 2 3 4 5 6	270 PSI	160 PSI	1/2"	100'
PCN-125N-◆-R								500'
PCN-125N-◆-LR								1000'
PCN-125N-◆-XR								2500'
PCN-156N-◆	5/32"	.106"	.025"	0 2 3 4 5 6 7 11 13	350 PSI	210 PSI	1/2"	100'
PCN-156N-◆-R								500'
PCN-156N-◆-LR								1000'
PCN-156N-◆-XR								2500'
PCN-187N-◆	3/16"	.138"	.025"	0 2 3 4 5	260 PSI	160 PSI	5/8"	100'
PCN-187N-◆-R								500'
PCN-187N-◆-XR								2000'
PCN-250N-◆	1/4"	.180"	.035"	0 2 3 4 5 6 7	290 PSI	170 PSI	1"	100'
PCN-250N-◆-R								500'
PCN-250N-◆-LR								1000'
PCN-312N-◆	5/16"	.232"	.040"	0 2 3 4 5 6	240 PSI	140 PSI	1-1/2"	100'
PCN-312N-◆-R								500'
PCN-375N-◆	3/8"	.275"	.050"	0 2 3 4 5 6 7	250 PSI	150 PSI	1-1/2"	100'
PCN-375N-◆-R								500'
PCN-500N-◆	1/2"	.375"	.062"	0 2 3 4 5 6	240 PSI	140 PSI	2-1/4"	100'
PCN-500N-◆-SR								250'
PCN-500N-◆-R								500'
PCN-625N-◆-50	5/8"	1/2"	.062"	0 2	170 PSI	100 PSI	3-1/4"	50'
PCN-625N-◆-SR								250'

HIGH PRESSURE NYLON

Part #	OD	ID	Wall	Standard Colors	Working Pressure		Bend Radius	PKG QTY
					@ 75°F	@ 150°F		
PCN-125NHP-0	1/8"	.073"	.026"	0	800 PSI		5/16"	100'
PCN-187NHP-0	3/16"	.109"	.039"	0	800 PSI		7/16"	100'
PCN-250NHP-◆	1/4"	.150"	.050"	0 2	800 PSI		9/16"	100'
PCN-250NHP-◆-R								500'
PCN-375NHP-0	3/8"	.225"	.075"	0	800 PSI		1"	100'
PCN-375NHP-0-R								500'
PCN-500NHP-0-SR	1/2"	.350"	.075"	0	530 PSI		2"	250'

SUPER SOFT NYLON

Part #	OD	ID	Wall	Standard Colors	Working Pressure		Bend Radius	PKG QTY
					@ 75°F	@ 150°F		
PCN-156SN-◆	5/32"	.160"	.025"	0 2	220 PSI	130 PSI	9/16"	100'

Features and Specifications for Polyvinylchloride (PVC) Tubing

This non-reinforced flexible PVC uses a non-phthalate plasticizer and is made of environmentally friendly material. This PVC tubing has a smooth interior and exterior which prevents sediment accumulation, making it well suited for the food and beverage, medical, and pharmaceutical industries.



FEATURES

- Resin Compliance:
FDA for food Contact
CA Prop 65
Meets USPVI
- Clear for full flow viewing

USES

- Barb fittings and clamps are suggested to be used with Polyvinylchloride (PVC) tubing.
- Well suited for the food & beverage, medical and pharmaceutical industries.

SPECIFICATIONS

TEMPERATURE RANGE	WORKING PRESSURE	HARDNESS	SUGGESTED FITTINGS
-30°F - 150°F (-34°C - 65°C)	3:1 Safety Factor	80A Durometer	Barb

POLYVINYLCHLORIDE

Part #	OD	ID	Wall	Standard Colors	Working Pressure		Bend Radius	PKG QTY
					@ 75°F	@ 150°F		
PCPVC-125-0	1/8"	1/16"	.031"	0	145 PSI	20 PSI	3/8"	100'
PCPVC-250-0	1/4"	1/8"	.062"	0	165 PSI	25 PSI	1/2"	100'
PCPVC-312-0	5/16"	3/16"	.062"	0	110 PSI	15 PSI	5/8"	100'
PCPVC-375-0	3/8"	1/4"	.062"	0	91 PSI	15 PSI	7/8"	100'
PCPVC-500-0	1/2"	3/8"	.062"	0	57 PSI	10 PSI	1-3/4"	100'
PCPVC-750-0	3/4"	1/2"	.125"	0	63 PSI	15 PSI	1-1/4"	100'

Features and Specifications for Kynar PVDF Tubing

Kynar® PVDF compound is an economical alternative to Teflon (PTFE, PFA, and FEP) tubing for applications not requiring heat resistance. Kynar® possesses excellent resistance to a wide range of chemicals. The high purity material is the ideal tubing for a variety of applications requiring an odorless and tasteless tube.



FEATURES

- Resists: Acids, Alcohol, Aliphatics, Aromatics, Chloride, Fungus, Mild Bases, Out-gassing, Radiation, and UV Light.
- Sterilizable by Gamma Radiation or Ozone.
- Resists fungal growth per MS 810B, Method 508 testing.

USES

- Well suited for medical, pharmaceutical, food & beverage, deionized water systems, semiconductor processing, wastewater treatment, pulp & paper bleaching.

SPECIFICATIONS

TEMPERATURE RANGE	WORKING PRESSURE	VACUUM RATING	HARDNESS
-40°F - 180°F (-40°C - 82°C)	4:1 Safety Factor	To -28" Hg	65 Shore D

KYNAR PVDF

Part #	OD	ID	Wall	Standard Colors	Working Pressure		Bend Radius	PKG QTY
					@ 75°F	@ 150°F		
PCK-125K-0	1/8"	1/16"	.030"	①	300 PSI	125 PSI	3/16"	100'
PCK-250K-0								100'
PCK-250K-0-R	1/4"	.170"	.040"	①	165 PSI	70 PSI	3/4"	500'
PCK-250K-0-LR								1000'
PCK-375K-0	3/8"	1/4"	.062"	①	165 PSI	70 PSI	1-1/4"	100'
PCK-375K-0-R								500'
PCK-500K-0	1/2"	3/8"	.062"	①	130 PSI	55 PSI	2-1/8"	100'
PCK-500K-0-SR								250'
PCK-500K-0-R								500'

Features and Specifications for Fluorinated Ethylene Propylene - FEP Tubing

FEP tubing is one of the most durable and versatile flexible plastic tubes that you can buy. FEP, or fluorinated ethylene propylene, is an economical choice for applications requiring chemical resistance or exposure to a wide range of temperatures. FEP is extremely flexible, making it an ideal choice for self-retracting coils.



FEATURES

- 100% virgin grade high performance resin designed to resist stress cracking.
- Low permeability.
- High thermal stability and UV resistant.
- Non-flammable/Self-extinguishing.
- Superior electrical insulation properties.
- Chemically inert to most industrial chemicals and solvents.

USES

- Chemical Processing
- Laboratory applications
- Medical devices
- Water purification
- Food processing
- Automotive paint spray

SPECIFICATIONS

TEMPERATURE RANGE	WORKING PRESSURE	VACUUM RATING	HARDNESS
-100°F - 400°F (-73°C - 204°C)	5:1 Safety Factor	To -28" Hg	57 Shore D

FEP

Part #	OD	ID	Wall	Standard Colors	Working Pressure @ 75°F	Bend Radius	PKG QTY
PCF-125P-0	1/8"	1/16"	.030"		420 PSI	1/2"	100'
PCF-125P-0-R							500'
PCF-125P-0-LR							1000'
PCF-125P-0-XR							2500'
PCF-250P-0	1/4"	1/8"	.062"		455 PSI	1/2"	100'
PCF-250P-0-R							500'
PCF-250P-0-LR							1000'
PCF-375P-0	3/8"	1/4"	.062"		300 PSI	1"	100'
PCF-375P-0-LR							1000'
PCF-500P-0	1/2"	3/8"	.062"		218 PSI	2"	100'
PCF-500P-0-LR							1000'

Features and Specifications for Static Dissipative Tubing

Static electricity is a stationary charge of electricity resting on an object's surface. With plastic tubing, the charge is usually generated by friction on the exterior or interior of the tubing. The charge is typically localized. This means that a charge may exist on one part of the tube but not the entire tube. The spotty nature of the charge makes it much harder to detect. Furthermore, humans can only sense electrostatic discharge (ESD) greater than 3,500 electrostatic volts. A charge as low as 100 ESD volts can damage certain circuits meaning that electronics can be destroyed by ESD without the person even knowing it.

Static Dissipative Polyurethane tubing is made from an ether-based polyurethane that is specially formulated to help control ESD. It should always be used in low humidity environments or when tubing is going to be near circuit boards.



*Special Note - Not all colors pictured above may be available, please call us for availability.

◆denotes color code. To select color by code please refer to Standard Available Colors chart below.

FEATURES

- Dissipates electrostatic charges with no chemical additives.
- Contains no conductive fillers and no particle emission.
- Dissipative values are permanent and cannot be washed away.
- Non-Contaminating and non-outgassing.
- Ideal for low humidity environments.
- Non-corrosive to electronic leads and components.

USES

- Barb fittings are the suggested fittings to use with the static dissipative polyurethane tubing.

SPECIFICATIONS

TEMPERATURE RANGE	WORKING PRESSURE	VACUUM RATING	UV STABILIZED
-40°F - 165°F (-40°C - 73°C)	3:1 Safety Factor	To -28" Hg	Yes

STATIC DISSIPATIVE

Part #	OD	ID	Wall	Standard Colors	Working Pressure		Bend Radius	PKG QTY
					@ 75°F	@ 150°F		
PCU-125SDT-9	1/8"	1/16"	.031"	⑨	145 PSI	55 PSI	3/16"	100'
PCU-125SDT-9-R								500'
PCU-125SDT-9-LR								1000'
PCU-125SDT-9-XR								2500'
PCU-156SDT-◆	5/32"	3/32"	.031"	② ③ ④ ⑦ ⑩	105 PSI	50 PSI	3/8"	100'
PCU-156SDT-◆-LR								1000'
PCU-250SDT-4	1/4"	.160"	.045	④	115 PSI	60 PSI	3/4"	100'
PCU-250SDT-4-R								500'
PCU-250SDT-4-LR								1000'



Servicing Your Pneumatic Needs For Over 40 Years

Features and Specifications for Weld Spatter Tubing

Weld-Spatter Resistant tubing is made by taking blue 95A durometer polyurethane tubing and jacketing it with a specially formulated weld-spatter resistant cover. The result is a jacketed tube that resists incidental weld spatter contact. The outer cover base resin meets UL94V0 requirements and offers strong insulating properties. It also resists oils, greases, acids, bases, aqueous solutions, ozone, heat-aging and ultraviolet light. The cover is approximately .030" thick and does not adhere to the inner tube, allowing the jacket to be easily skived back for fitting connection with conventional compression or push to connect fittings.



*Special Note - Not all colors pictured above may be available, please call us for availability.

◆denotes color code. To select color by code please refer to Standard Available Colors chart below.

FEATURES

- Protects tube from incidental weld spatter contact.
- Flexible with an excellent bend radius.
- Resistant to kink damage.
- Broad range of chemical resistance.

USES

- Ideal for use on machine tools, pneumatic plumbing systems, water and air lines on automatic or spot welders.
- Push to connect, compression, and barb fittings are the suggested fittings to use.

SPECIFICATIONS

TEMPERATURE RANGE	WORKING PRESSURE	VACUUM RATING	RESIN COMPLIANCE
-40°F - 165°F (-40°C - 73°C)	3:1 Safety Factor	To -28" Hg	Outer Jacket: UL94V0 Inner Tube: UL94HB

WELD SPATTER

Part #	OD	ID	Standard Colors	Working Pressure		Bend Radius	PKG QTY
				@ 75°F	@ 150°F		
PCU-156WSR-◆	5/32"	.093"	3 4	210 PSI	85 PSI	3/8"	100'
PCU-156WSR-◆-R							500'
PCU-156WSR-◆-LR							1000'
PCU-250WSR-◆	1/4"	.160"	2 3 4 5 6 9	175 PSI	70 PSI	1/2"	100'
PCU-250WSR-◆-SR							250'
PCU-250WSR-◆-LR							1000'
PCU-375WSR-◆	3/8"	.245"	2 4	170 PSI	70 PSI	7/8"	100'
PCU-375WSR-◆-SR							250'
PCU-500WSR-◆-50	1/2"	.320"	2	175 PSI	70 PSI	1-1/8"	50'
PCU-500WSR-◆-SR							200'

Features and Specifications for Multi-Bore Tubing

Multi-Bore Tubing is produced using polyurethane in a single extrusion. Unlike MCR (Multi-Colored Ribbon), it is made in one extrusion, which means the tube can only be made in a single color. Unlike MCR, Multi-Bore can't be separated cleanly and should not be used with push-in fittings. If you require more colors than are listed here, consider using MCR see page for more information.



*Special Note - Not all colors pictured above may be available, please call us for availability.

◆ denotes color code. To select color by code please refer to Standard Available Colors chart below.

FEATURES

- Two or more tubes extruded as a single piece, joined by a tough connecting web.
- Mono-colored.
- One tube has an identification rib.
- Ribbon tube configuration.

USES

- Ideal for applications requiring severe or constant flexing.
- Barb fittings are the suggested fittings to use with the multi-bore tubing.

SPECIFICATIONS

TEMPERATURE RANGE	WORKING PRESSURE	VACUUM RATING	SUGGESTED FITTING
-40°F - 165°F (-40°C - 73°C)	3:1 Safety Factor	To -28" Hg	Barb

85A MULTI-BORE

Part #	OD	ID	Configuration	Standard Colors	Working Pressure		PKG QTY
					@ 75°F	@ 150°F	
PCMB2-250-◆	1/4"	1/8"	 TWIN TUBE		150 PSI	60 PSI	100'
PCMB2-250-◆-R							500'

90A MULTI-BORE


Part #	OD	ID	Configuration	Standard Colors	Working Pressure		PKG QTY
					@ 75°F	@ 150°F	
PCMB2-125PB-◆	1/8"	1/16"	 TWIN TUBE		190 PSI	75 PSI	100'
PCMB2-125PB-◆-R							500'
PCMB2-250PB-14	1/4"	.159"	 TWIN TUBE		130 PSI	50 PSI	100'
PCMB2-250PB-14-R							500'

Features and Specifications for Multi-Colored Ribbon Tubing

Multi-Colored Ribbon tubing (MCR) is a bonded ribbon of multi-colored polyurethane tubing. Any time that you are routing two or more lines, MCR is the way to go. It offers faster installation times and eliminates the need for spiral wrap or jacketing.

The proprietary bonding process allows the tubing to be separated without leaving any residue. This ensures a tight, leak free seal with push-in style fittings. MCR is a durable, cost-effective way to color code your tubing lines for identification, tracing or troubleshooting.

MCR is available in a wide range of stock configurations which are provided for you. Custom configurations are available from 2 to 20 tubes. Contact Polyconn for more information about custom configurations.



*Special Note - Not all colors pictured above may be available, please call us for availability.

FEATURES

- Bond 2 to 20 tubes.
- Uses multiple colors in any combination.
- Mix or match tube sizes.
- Tubes can be stacked into many configurations.
- Heat bonding process allows you to easily hand separate tubing for routing.

USES

- Cost-effective way to color code your tubing lines for identification, tracing or troubleshooting.

SPECIFICATIONS

TEMPERATURE RANGE	WORKING PRESSURE	VACUUM RATING	UV STABILIZED
-40°F - 165°F (-40°C - 73°C)	3:1 Safety Factor	To -28" Hg	Yes

85A MCR

Part #	OD	ID	Configuration Standard Colors	Working Pressure @ 75°F	Bend Radius	PKG QTY
PCR2-125BR-100	1/8"	.066"	 2 TUBES	135 PSI	3/16"	100'
PCR4-125BR-100			 4 TUBES			100'
PCR6-125BR-100			 6 TUBES			100'
PCR8-125BR-100			 8 TUBES			100'
PCR2-250BR-100	1/4"	1/8"	 2 TUBES	145 PSI	1/2"	100'
PCR4-250BR-100			 4 TUBES			100'
PCR6-250BR-100			 6 TUBES			100'
PCR8-250BR-100			 8 TUBES			100'

95A MCR

Part #	OD	ID	Configuration Standard Colors	Working Pressure @ 75°F	Bend Radius	PKG QTY
PCR2-125F-100	1/8"	.066"	 2 TUBES	135 PSI	3/16"	100'
PCR4-125F-100			 4 TUBES			100'
PCR6-125F-100			 6 TUBES			100'
PCR8-125F-100			 8 TUBES			100'
PCR2-250F-100	1/4"	1/8"	 2 TUBES	145 PSI	1/2"	100'
PCR4-250F-100			 4 TUBES			100'
PCR6-250F-100			 6 TUBES			100'
PCR8-250F-100			 8 TUBES			100'
PCR2-375F-100	3/8"	.245"	 2 TUBES	170 PSI	7/8"	100'
PCR4-375F-100			 4 TUBES			100'

Features and Specifications for Drop Coil Tubing

Polyurethane coils possess outstanding memory, a soft feel and superior flexibility. These coils are extraordinarily tough and resistant to abrasion, overstretching, kinking and repeated flexing. Variations are easy. If you don't see the color or length that you want, just ask us. We can configure these coils to perfectly match your requirements.



*Special Note - Not all colors pictured above may be available, please call us for availability.

◆denotes color code. To select color by code please refer to *Standard Available Colors* chart below or on page 2.

FEATURES

- Single or multi-bore tibbon tube configurations available.
- Numerous colors available.

USES

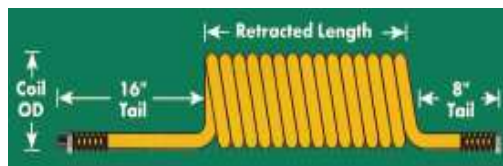
- Ideal for use with small air tools, nut runners, blow guns, robotic/pneumatic pick and place equipment.

SPECIFICATIONS

TEMPERATURE RANGE	WORKING PRESSURE	VACUUM RATING	UV STABILIZED
-40°F - 165°F (-40°C - 73°C)	3:1 Safety Factor	To -28" Hg	Yes

COIL TERMINOLOGY

Coil diameter plays a very significant role in retractability. The smaller and tighter the coil diameter, the snappier and more retractable the coil becomes.



Working Length: of a coil is usually a percentage of the total tubing length. It may be necessary to experiment with working lengths to produce a coil that can be stretched and used comfortably. Polyurethane features flexibility allowing a working length of 80 - 90% the actual material length; nylon, a more rigid tubing, has a working length that is 67-75% the total tubing length.

Retracted Length: Is the length of a coil not including "pig tails". Retracted length or outer coil diameter may be important in applications where the coil rests over a pole or retracts into a box.

Tails: Standard sized Polyurethane coils have two straight "tails" (8" and 16"). Tails ease use of coils with diameters. Nylon tails are not standard-rather coils are produced from 100' (foot) bulk length coils, if tail length is required, please supply measurement for quote.

85A SINGLE DROP COIL

Part #	OD	ID	Standard Colors	Working Pressure		Material Length	Working Length	Retracted Length	PKG QTY
				@ 75°F	@ 150°F				
PCD1-125BR10-◆	1/8"	.066"	① ② ③ ④ ⑤ ⑥ ⑦ ⑧ ⑨ ⑩ ⑪ ⑫ ⑬ ⑭ ⑮ ⑯ ⑰ ⑱ ⑲ ⑳ ㉑ ㉒ ㉓	115 PSI	45 PSI	10'	8'	8"	10'
PCD1-250BR10-◆	1/4"	1/8"	① ② ③ ④ ⑤ ⑥ ⑦ ⑧ ⑨ ⑩ ⑪ ⑫ ⑬ ⑭ ⑮ ⑯ ⑰ ⑱ ㉑ ㉒ ㉓	125 PSI	50 PSI	10'	8'	5"	10'

90A SINGLE DROP COIL

Part #	OD	ID	Standard Colors	Working Pressure		Material Length	Working Length	Retracted Length	PKG QTY
				@ 75°F	@ 150°F				
PCD1-250PB10-◆	1/4"	.159"	① ② ④ ⑥ ⑭ ⑲ ㉑	115 PSI	45 PSI	10'	8'	5"	10'
PCD1-375PB10-◆	3/8"	.245"	① ② ③ ④ ⑨ ㉑ ㉒	105 PSI	40 PSI	10'	8'	7.5"	10'
PCD1-375PB25-◆				25'	20'	22"	25'		

95A SINGLE DROP COIL

Part #	OD	ID	Standard Colors	Working Pressure		Material Length	Working Length	Retracted Length	PKG QTY
				@ 75°F	@ 150°F				
PCD1-250F10-◆	1/4"	.16"	① ② ③ ④ ⑤ ⑥ ⑦ ⑧ ⑨ ⑩ ⑪ ⑫ ⑬ ⑭ ⑮ ⑯ ⑰ ⑱ ㉑	150 PSI	60 PSI	10'	8'	7"	10'

85A MULTI-BORE DROP COIL

Part #	OD	ID	Standard Colors	Working Pressure		Material Length	Working Length	Retracted Length	PKG QTY
				@ 75°F	@ 150°F				
PCD2-250BR10-◆	1/4"	1/8"	① ② ③ ㉑ 2 TUBES	130 PSI	50 PSI	10'	8'	12.5"	10'

90A MULTI-BORE DROP COIL

Part #	OD	ID	Standard Colors	Working Pressure		Material Length	Working Length	Retracted Length	PKG QTY
				@ 75°F	@ 150°F				
PCD2-125PB7-◆	1/8"	1/16"	① ② ⑭ 2 TUBES	160 PSI	65 PSI	7'	5'	6"	7'

Features and Specifications for Flexcoil Coiled Polyurethane Hose with Reusable Fittings

Flexcoil® is the original tangle free coiled hose. It's made from polyurethane. Just like our other polyurethane tubing, it resists abrasion and kinking. Of course it always springs back to its original shape. Flexcoil® is ideal for use with air tools, blow guns, impact wrenches and nailers. It's a great way to keep your work area organized and safe. Standard sized coils have two straight "tails" (8" and 16") to position tubing away from tools.



*Special Note - Not all colors pictured above may be available, please call us for availability.

◆denotes color code. To select color by code please refer to *Standard Available Colors* chart below or on page 2.

FEATURES

- Extremely flexible, kink resistant tubing with excellent memory.
- Resin Compliance: NSF61, Meets US94HB.
- Available with Rigid, Swivel or both fittings.

USES

- Ideal for tough air tool hose requirements.
- Ideal for use with air tools, blow guns, impact wrenches and nailers.

SPECIFICATIONS

TEMPERATURE RANGE	WORKING PRESSURE	VACUUM RATING	HARDNESS
-40°F - 165°F (-40°C - 73°C)	3:1 Safety Factor	To -28" Hg	95A

Part #	Fitting Options	Material Length	Working Length	Retracted Length	Standard Colors	OD	ID	Coil OD	Working Pressure	PKG QTY
PCCF-250D2-◆	1/4" Swivel	10'	8'	7"		1/4"	.160"	1-1/2"	150 PSI	10'
PCCF-250D3-◆		15'	12.5'	9-1/2"						15'
PCCF-250D4-◆		20'	17'	12-1/2"						20'
PCCF-250D5-◆		25'	20'	15-1/2"						25'
PCCF-375D-◆		5'	4'	2-1/2"						5'
PCCF-375D2-◆	1/4" Swivel	10'	8'	6"		3/8"	1/4"	2-1/2"	130 PSI	10'
PCCF-375D3-◆		15'	12.5'	9-1/2"						15'
PCCF-375D4-◆		20'	17'	13"						20'
PCCF-375D5-◆		25'	20'	16"						25'
PCCF-562D2-◆RS		3/8" Swivel/Rigid	10'	8'						5-1/2"
PCCF-562D2-◆	3/8" Swivel	10'	8'	5-1/2"	10'					
PCCF-562D3-◆		15'	12.5'	8-1/2"	15'					
PCCF-562D4-◆		20'	17'	11"	20'					
PCCF-562D5-◆		25'	20'	14"	25'					
PCCF-750D2-◆	1/2 Swivel	10'	8'	7"		3/4"	.467"	4-1/2"	155 PSI	10'
PCCF-750D3-◆		15'	12.5'	11-3/4"						15'
PCCF-750D4-◆		20'	17'	16-1/2"						20'
PCCF-750D5-◆		25'	20'	23"						25'



Servicing Your Pneumatic Needs For Over 40 Years

Features and Specifications for Flexeel Coiled Polyurethane Hose

Flexeel® Polyurethane Reinforced Hose is an excellent alternative to much bulkier rubber hoses. Extremely lightweight and tough, it is ideal for either outdoor or indoor use. Flexeel® retains its flexibility even in cold environments.



*Special Note - Not all colors pictured above may be available, please call us for availability.

◆denotes color code. To select color by code please refer to *Standard Available Colors* chart below or on page 2.

FEATURES

- Withstands constant flexing, even in subzero conditions.
- Kink & abrasion resistant.
- Much lighter than other comparably sized hoses.

USES

- Very small bend radius.
- Resistant to chemicals, water, fuel, oil, and fungus.
- Non-marring to furniture and auto finishes.

SPECIFICATIONS


TEMPERATURE RANGE	WORKING PRESSURE	VACUUM RATING	UV STABILIZED
-40°F - 165°F (-40°C - 73°C)	4:1 Safety Factor	To -28" Hg	Yes

FLEXEEL

Part #	Fitting Options	Material Length	Working Length	Retracted Length	Standard Colors	OD	ID	Coil OD	Working Pressure	PKG QTY
PCCUIB-375F2	1/4" Swivel	10'	8.5'	9"	27	3/8"	1/4"	1-3/4"	200 PSI	10'
PCCUIB-375F3		15'	12.5'	14.5"						15'
PCCUIB-375F4		20'	17'	13"						20'
PCCUIB-375F5		25'	21'	16"						25'
PCCUIB-562F2	3/8" Swivel/Rigid	10'	8.5'	5-1/2"	27	9/16"	3/8"	2-7/8"	200 PSI	5'
PCCUIB-562F3		15'	12.5'	8-1/2"						10'
PCCUIB-562F4		20'	17'	11"						15'
PCCUIB-562F5		25'	21'	14"						20'

Features and Specifications for Spiral Wrap

Spiral Wrap is made from a spiral cut of linear low density polyethylene (LLDPE) material. It easily wraps around tubing and allows for easy branching of contents.



SPIRAL WRAP

Part #	OD	ID	Standard Colors	PKG QTY
PCTH-500-◆-25	1/2"	3/8"	0 2	25'
PCTH-500-◆				100'
PCTH-500-◆-SR				250'

NOTES:

See our full line of inch and metric tubing on our web site.
www.polyonn.com

Polyconn offers Push-In fittings in many different materials!



Tubing:
Polyconn carries
Polyurethane, Nylon,
Polyethylene and many
more materials to choose
from!

Push to Connect Fittings:
Composite
NSF Acetal Plastic
Nickel Plated Brass
Stainless Steel
D.O.T. Brass
D.O.T Composite

Polyconn® the one-stop shop for your
pneumatic needs.